


UK Rebar Shape Codes




BS 8666:2005: Scheduling, dimensioning, bending and cutting of steel reinforcement for concrete.

The revised British Standard for scheduling came into effect on the 1st January 2006, replacing BS8666:2000. However, both specifications are still in use with regards to specific shape codes, but the significant updates included in 8666:2005 must be respected.



BS CODE 00

Total Length (L)


$$(L) = A(L) = A$$


BS CODE 01

Total Length (L)


$$(L) = A$$

Stock Lengths



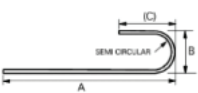
BS CODE 11

Total Length (L)

$$(L) = A + (B) - 0.5r - d$$


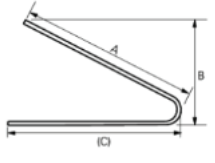
BS CODE 12

Total Length (L)

$$(L) = A + (B) - 0.43r - 1.2d$$


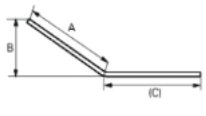
BS CODE 13

Total Length (L)

$$(L) = A + 0.57B + (C) - 1.6d$$



BS CODE 14

Total Length (L)

$$(L) = A + (C) - 4d$$


BS CODE 15

Total Length (L)

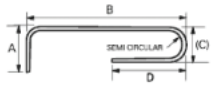
$$(L) = A + (C)$$


BS CODE 21

Total Length (L)

$$(L) = A + B + (C) - r - 2d$$

UK Rebar Shape Codes



BS CODE 22

Total Length (L)

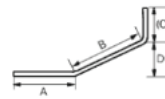
$$(L) = A + B + C + (D) - 1.5r - 3d$$



BS CODE 23

Total Length (L)

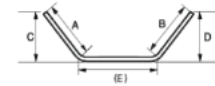
$$(L) = A + B + (C) - r - 2d$$



BS CODE 24

Total Length (L)

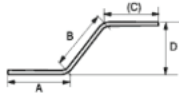
$$(L) = A + B + (C)$$



BS CODE 25

Total Length (L)

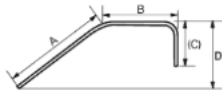
$$(L) = A + B + (E)$$



BS CODE 26

Total Length (L)

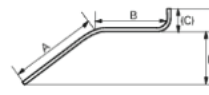
$$(L) = A + B + (C)$$



BS CODE 27

Total Length (L)

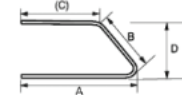
$$(L) = A + B + (C) - 0.5r - d$$



BS CODE 28

Total Length (L)

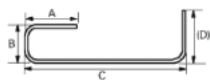
$$(L) = A + B + (C) - 0.5r - d$$



BS CODE 29

Total Length (L)

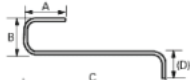
$$(L) = A + B + (C) - r - 2d$$



BS CODE 31

Total Length (L)

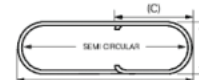
$$(L) = A + B + C + (D) - 1.5r - 3d$$



BS CODE 32

Total Length (L)

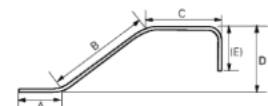
$$(L) = A + B + C + (D) - 1.5r - 3d$$



BS CODE 33

Total Length (L)

$$(L) = 2A + 1.7B + 2(C) - 4d$$

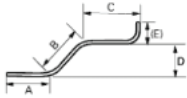


BS CODE 34

Total Length (L)

$$(L) = A + B + C + (E) - 0.5r - d$$

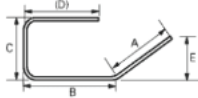
UK Rebar Shape Codes



BS CODE 35

Total Length (L)

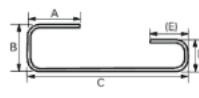
$$(L) = A + B + C + (E) - 0.5r - d$$



BS CODE 36

Total Length (L)

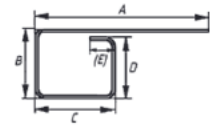
$$(L) = A + B + C + (D) - r - 2d$$



BS CODE 41

Total Length (L)

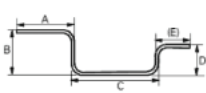
$$(L) = A + B + C + D + (E) - 2r - 4d$$



BS CODE 41 FLAG LINK

Total Length (L)

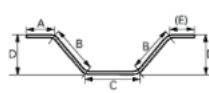
$$(L) = A + B + C + D + (E) - 2r - 4d$$



BS CODE 44

Total Length (L)

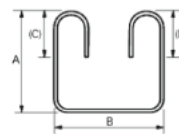
$$(L) = A + B + C + D + (E) - 2r - 4d$$



BS CODE 46

Total Length (L)

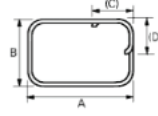
$$(L) = A + 2B + C + (E)$$



BS CODE 47

Total Length (L)

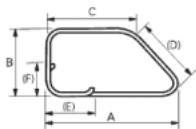
$$(L) = 2A + B + 2C + 1.5r - 3d$$



BS CODE 51

Total Length (L)

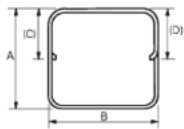
$$(L) = 2(A + B + (C)) - 2.5r - 5d$$



BS CODE 56

Total Length (L)

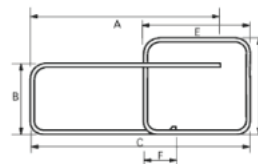
$$(L) = A + B + C + (D) + 2(E) - 2.5r - 5d$$



BS CODE 63

Total Length (L)

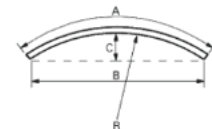
$$(L) = 2A + 3B + 2(C) - 3r - 6d$$



BS CODE 64

Total Length (L)

$$(L) = A + B + C + 2D + E + (F) - 3r - 6d$$

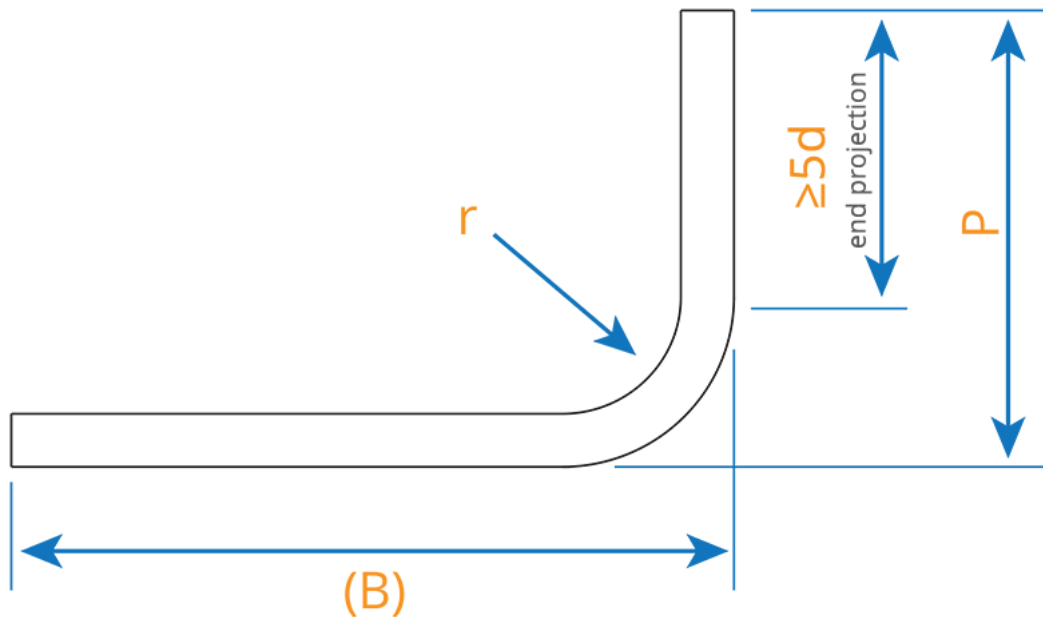


BS CODE 67

Total Length (L)

$$(L) = A$$

UK Rebar Shape Codes



Minimum Scheduling Radii

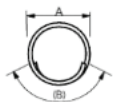
d Nominal Bar Diameter (mm)	r Minimum Radius (mm)	M Minimum Diameter of Bending Former (mm)	Minimum End Projection	
			General Min. 5d Straight	Links Where Bends <150°C Min. 10d Straight
8	16	32	115	115
10	20	40	120	130
12	24	48	125	160
16	32	64	130	210
20	70	140	190	290
25	87	175	240	365
32	112	224	305	465
40	140	280	380	580
50	175	350	475	725

* The minimum end projections for smaller bars is governed by the practicalities of bending bars.

Note 1 Due to 'spring back' the actual radius of bend will be slightly greater than half the diameter of former.

Note 2 BS 4449:2005 grade B500A in sizes below 8mm does not conform to BS EN 1992-1-1:2004.

UK Rebar Shape Codes



BS CODE 75

Total Length (L)

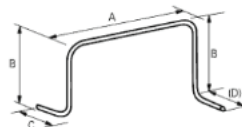
$$(L) = 3.142(A - d) + B$$



BS CODE 77

Total Length (L)

$$(L) = C \times 3.142(A - d)$$



BS CODE 98

Total Length (L)

$$(L) = A + 2B + C + (D) - 2r - 4d$$

BC CODE 99

All other shapes are designated Shape Code 99, and as such require full drawings. All exact dimensions must be specified.

Radius of Bending: Maximum Values Requiring Bending

Bar Size	8	10	12	16	20	25	32	40
Radius (m)	2.75	3.5	4.25	7.5	14.0	30.0	43.0	58.0

Note: Bars to be formed to a radius exceeding the above dimensions will be supplied straight.

Are You Looking For Fast,
Reliable Steel
Reinforcement?

Look No Further



**HEATON
MANUFACTURING**

Tel: 01283 205 930

